



FEMA



olor

and

earn



Honeywell

A Message to Families

Welcome to SESAME STREET Fire Safety Station. This coloring book is part of an ongoing fire safety awareness effort at your child's childcare program. Doing the coloring book with your child is one way to reinforce the importance of fire safety in your home.



Practice fire safety techniques such as "get low and go under smoke" and "stop, drop, and roll if your clothes catch on fire".

Fire safety educators agree that these two messages are the most important ones to teach young children.

Make working on the coloring book a chance to play and practice fire safety behavior with your child!

Use the grid on next page to plan your home fire escape routes. Practice leaving the house using these routes. Hang the diagram where everyone in the family can see it, like on the refrigerator, or another visible place in the kitchen or family area. Fire safety educators recommend that you create an escape plan from every room in your house.

Each page in the book illustrates a particular fire safety message highlighted in the SESAME STREET Fire Safety Station program. These messages include **Plan and Practice Fire Drills**; **Smoke Detectors Warn About Fires**; **Hot Things Burn**; **Get Out and Stay Out!**; **Stop, Drop, and Roll**; and **Firefighters Rescue People and Put Out Fires**. You will help your child to protect himself if you teach **Hot Things Burn** and **Get Out and Stay Out!** first.



Ask your child to explain "Red Dot, Blue Dot." Play the game in your own kitchen.

Keeping your child safe begins at home—and teaching fire safety is vital to your family's well-being. Let Big Bird, Cookie Monster and all their friends help your child learn fire safety lessons that will last a lifetime.

Message to Highrise


Apartment Dwellers

Families living in highrise apartments may have more of a challenge getting out during a fire. Here are a few simple rules to follow:

- Feel the door to see if it is safe to exit your apartment. Never take the elevator. Only take stairways marked "Exit."
- If the hallway is blocked by heat, smoke or fire:
 - a) go back into your apartment; close and seal the door and any vents.
 - b) try phoning the authorities to let them know your location in the building.
 - c) signal your location by hanging a light-colored piece of cloth from inside a window.
- Be aware of your building's fire escape plan and practice it!

Smoke detectors warn *about* fires




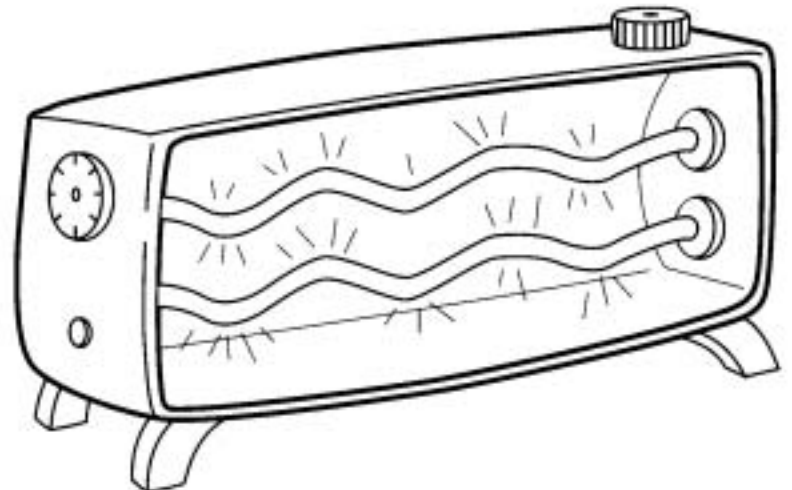
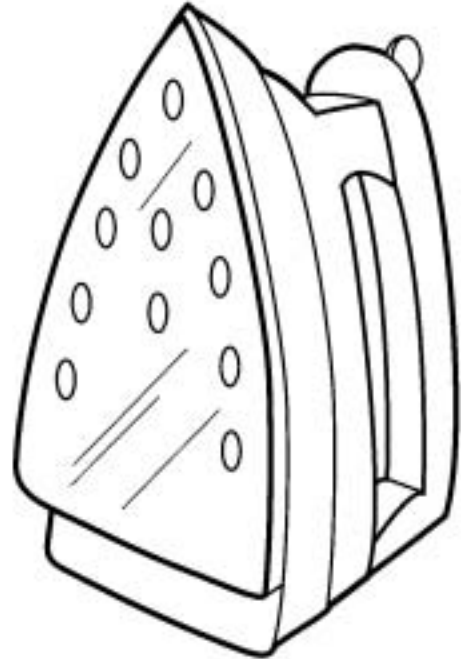
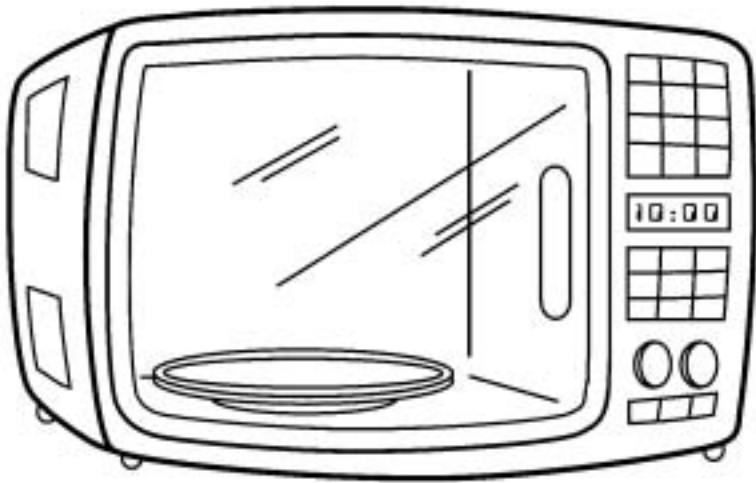
 Remember: When you hear this sound,
It could be there's a fire around.



**Elmo hears a smoke
detector beeping.
Can you make this sound?
What should Elmo do?**

Hot things burn

 *Hot things burn, so stay away!
Hot things burn,
they're not for play!*

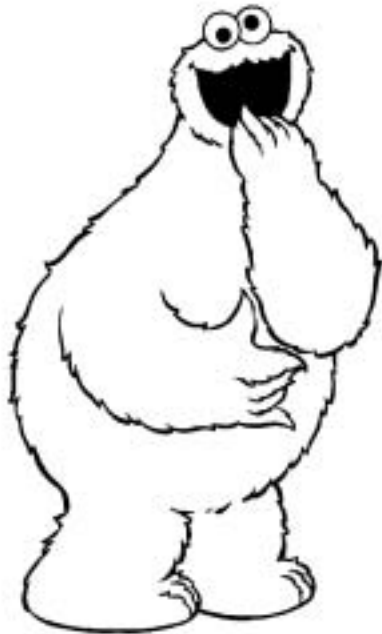


Color the hot things red and the cold things blue. Help your child find other hot and cold things in the house.

Stop, drop, *and* roll



if your clothes catch on fire,



stop,



drop,



and roll.

Practice stop, drop, and roll with Cookie Monster.



**Firefighters
put
out fires
and help
rescue
people.**

FA/1910
FA05091